


# KEY INFORMATION DOCUMENT

## Purpose

This document provides you with key information about this investment product. It is not marketing material. The information is required by law to help you understand the nature, risks, costs, potential gains and losses of this product and to help you compare it with other products.

### RQI Global Value Fund Class E (Accumulation) USD



a sub-Fund of First Sentier Investors Global Umbrella Fund PLC (the Company) and authorised as a UCITS

First Sentier Investors (Ireland) Limited, as Management Company

## PRODUCT

**Product:** RQI Global Value Fund Class E (Accumulation) USD  
**Product Manufacturer:** First Sentier Investors (Ireland) Limited (the "Manager")  
**ISIN:** IE0004X6RF02  
**Website:** firstsentierinvestors.com  
**Call for more information:** +353 1 635 6798  
**The Company and the Manager are authorised in Ireland and regulated by the Central Bank of Ireland (the "CBI"). The CBI is responsible for supervising the Manager in relation to this Key Information Document.**  
**This key information document is valid as at 14 May 2025.**

## WHAT IS THIS PRODUCT?

**Type:** Shares in a Variable Capital Company authorised as a UCITS

**Term:** This product is not subject to any fixed term.

**Objective:** The Fund aims to grow your investment over the long term.

**Policy:** The Fund invests at least 95% of its assets in equity securities or equity-related securities listed, traded or dealt in countries which have stocks in the MSCI All Country World Index. The Investment Manager's investment process involves selecting a liquid universe of stocks, and forming an initial core portfolio by ranking the investment universe by the following accounting measures: Sales/adjusted sales, Cash flow, Adjusted book value, and Dividends. The use of these measures is expected to give the core portfolio of the Fund a tilt towards value companies compared to an index weighted by the capitalisation of those companies. A quantitative strategy is then utilised, which incorporates a diverse range of Signals assessed against short, medium and long-term time horizons (a "Signal" is investment information that has been calculated using a mathematical model): Value Signals (cheap stocks may outperform expensive stocks), Momentum Signals (stocks with strong price or earnings momentum may outperform stocks with low price or earnings momentum), Quality Signals (low quality stocks may underperform), and ESG Signals (investment insights that are related to Environmental, Social or Governance themes). The Investment Manager believes that acting on the above Signals can potentially lead to returns above that of the market over a long time horizon. The Investment Manager seeks to reduce the Fund's carbon intensity, relative to its carbon baseline taken on 30 June 2020 using a model portfolio of this strategy at the time, to 70% of that carbon baseline by 2025, and to 50% of that carbon baseline by 2030. The Fund will only use derivatives for Efficient Portfolio Management purposes, subject to a maximum of 5% of its Net Asset Value. The Fund's performance is compared against the value of the MSCI All Country World Index. The Fund is actively managed meaning that the Investment Manager uses expertise to pick investments rather than tracking a benchmark. A majority of the Fund's assets are expected to be components of the benchmark. The MSCI All Country World Index does constrain how the Fund's portfolio is constructed and the Fund is managed by reference to it. Whilst the Fund can invest in companies which do not form part of the benchmark, it can only do so if those companies are listed, traded or dealt in on exchanges in countries which form part of the benchmark.

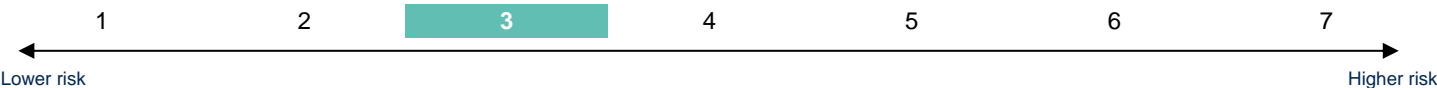
You can buy and sell shares in the Fund on any dealing day. A dealing day is generally defined as a day on which Irish banks and, if applicable, the relevant stock exchange(s) are open for business. Exceptions are noted on the FSI website. As long as we receive your instruction before 10 am (Irish time) on a dealing day, shares will be bought and sold at that day's price. The Fund will not pay any income out; instead any income will be reflected in the value of your shares.


**Intended retail investor:** This product is compatible with retail investors who are seeking growth over the long term and who have a basic level of knowledge and/or experience and are able to bear the loss of their investment.

This document describes the Fund, which is a sub-fund of the Company. The Company is an umbrella fund authorised as a UCITS with multiple sub-funds and segregated liability between them under Irish law, which seeks to prevent cross liability between sub-funds. The Company appointed the Manager as its UCITS management company. Investors may request but do not have an automatic right to exchange an investment in the Fund for an investment in another class of the Fund or sub-fund of the Company. The depositary of the Company is HSBC Continental Europe Ltd. The prospectus, and annual and semi-annual reports are prepared for the Company as a whole and contain information about all of the sub-funds and share classes of the Company and are available free of charge in English, (the prospectus is also available in German) on firstsentierinvestors.com or by contacting IFS Investor Services Team, 1 Grand Canal Square, Grand Canal Harbour, Dublin 2, Ireland. You can also obtain any of these documents through the relevant facility provided by the Company or the representative in your country as disclosed generally, or in the relevant prospectus country supplement available, at firstsentierinvestors.com. Whilst the Company has exercised its UCITS marketing passport rights in certain countries, please note that not all sub-funds and share classes may be registered for distribution in your jurisdiction. The Fund's share price and other information about the Fund is available at firstsentierinvestors.com.

## WHAT ARE THE RISKS AND WHAT COULD I GET IN RETURN?

### Risk indicator



 The risk indicator assumes you keep the product for 7 Years. The actual risk can vary significantly if you cash in at an early stage and you may get back less. Please note that even investments in the lowest risk class can lose money and that in extremely adverse market conditions investors should be willing to accept severe losses. You may not be able to sell your product easily or you may have to sell at a price that significantly impacts on how much you get back.

The summary risk indicator ("SRI") is a guide to the level of risk of this product compared to other products. It shows how likely it is that the product will lose money because of movements in the markets or because we are not able to pay you. We have classified this product as class 3 out of 7, which is a medium-low risk class. This rates the potential losses from future performance at a medium-low level, and poor market conditions are unlikely to impact

the capacity of the fund to pay you. **Be aware of currency risk. You may depending on the currency share class you select receive payments in a currency different to your own national currency, so the final return you will get depends on the exchange rate between the two currencies. This risk is not considered in the indicator shown above.** This product does not include any protection from future market performance so you could lose some or all of your investment. Please refer to the 'Investment Risk' section of the Manufacturer's prospectus for more detail. If we are not able to pay you what is owed, you could lose your entire investment.

Performance scenarios

What you will get from this product depends on future market performance. Market developments in the future are uncertain and cannot be accurately predicted.

The unfavourable, moderate, and favourable scenarios shown are illustrations using the worst, average, and best performance of the product over the last 10 years. Markets could develop very differently in the future.

Recommended holding period: 7 Years Example Investment 10,000 USD			
Scenarios		If you exit after 1 Year	If you exit after 7 Years (recommended holding period)
Minimum:	There is no minimum guaranteed return. You could lose some or all of your investment.		
Stress scenario	What might you get back after costs	6,130 USD	5,240 USD
	Average return each year	- 38.73%	- 8.82%
Unfavourable scenario	What might you get back after costs	7,490 USD	10,630 USD
	Average return each year	- 25.05%	1.22%
Moderate scenario	What might you get back after costs	10,640 USD	15,020 USD
	Average return each year	6.36%	8.47%
Favourable scenario	What might you get back after costs	14,600 USD	18,350 USD
	Average return each year	46.04%	12.91%

The figures shown include all the costs of the product itself, but may not include all the costs that you pay to your adviser or distributor. The figures do not take into account your personal tax situation, which may also affect how much you get back. The stress scenario shows what you might get back in extreme market circumstances.  
Unfavourable: This type of scenario occurred for an investment between 03/2024 and 02/2025.  
Moderate: This type of scenario occurred for an investment between 09/2015 and 08/2020.  
Favourable: This type of scenario occurred for an investment between 11/2016 and 10/2021.

WHAT HAPPENS IF FIRST SENTIER INVESTORS (IRELAND) LIMITED IS UNABLE TO PAY OUT?

You could lose some or all of your investment due to a default of the Fund, the Company's or the Manager's appointed service providers. The Fund's investments are held by the Depositary or a third party custodian for safekeeping, which means that in case of a default or a loss of financial instrument belonging to the Fund which is not recoverable, you might not be able to get back the current value of your investment. The Company is also an umbrella fund with segregated liability and, under Irish law, there generally will not be the potential for cross liability between the Funds. Notwithstanding the foregoing, there can be no assurance that, should an action be brought against the Company or the Fund in the courts of another jurisdiction, the segregated nature of the Funds would necessarily be upheld. A default by the Fund, the Company's or the Manager's appointed service providers would not be covered by an investor compensation scheme in Ireland.

WHAT ARE THE COSTS?

The person advising on or selling you this product may charge you other costs. If so, this person will provide you with information about these costs and how they affect your investment.

Costs over Time

The tables show the amounts that are taken from your investment to cover different types of costs. These amounts depend on how much you invest, how long you hold the product and how well the product does. The amounts shown here are illustrations based on an example investment amount and different possible investment periods.

- We have assumed:
- In the first year you would get back the amount that you invested (0 % annual return). For the other holding periods we have assumed the product performs as shown in the moderate scenario. Please be aware that these are only assumptions for the purposes of illustrating the costs.
  - USD 10,000 is invested.
- Please be aware that these are only assumptions for the purposes of illustrating the costs; if you sell in the first year you may not get back the amount invested, the actual returns will be reduced by the costs and the Fund may not perform in-line with the moderate scenario.

Recommended holding period:	If you exit after 1 Year	If you exit after 7 Years (recommended holding period)
Total costs	586 USD	1,243 USD
Annual cost impact*	5.9 %	1.7 % each year

\* This illustrates how costs reduce your return each year over the holding period. For example it shows that if you exit at the recommended holding period your average return per year is projected to be 10.21% before costs and 8.47% after costs.  
We may share part of the costs with the person selling you the product to cover the services they provide to you. They will inform you of the amount.

## Composition of Costs

One-Off costs upon entry or exit		If you exit after 1 Year
Entry costs	5.00% maximum of the amount you pay in when entering this investment. These costs are already included in the price you pay.	500 USD
Exit costs	We do not charge an exit fee for this product.	0 USD
Ongoing costs taken each year		
Management fees and other administrative or operating costs	0.55% of the value of your investment per year. As the share class is less than one year old the ongoing charge is based on estimated expenses.	85 USD
Transaction costs	0.01% of the value of your investment per year. This is an estimate of the costs incurred when we buy and sell the underlying investments for the product. The actual amount will vary depending on how much we buy and sell.	1 USD
Incidental costs taken under specific conditions		
Performance Fees	There is no performance fee for this product.	0 USD

### Anti-dilution adjustment

In addition to the costs described above, you may also be charged an anti-dilution adjustment in relation to your subscription, redemption, and/or exchange activities. These generally reflect dealing costs which may be attributable to or incurred by the Fund in buying or selling underlying investments.

## HOW LONG SHOULD I HOLD IT AND CAN I TAKE MY MONEY OUT EARLY?

Recommended holding period: 7 Years

You can buy and sell shares in the Fund on any dealing day. A dealing day is generally defined as a day on which Irish banks and, if applicable, the relevant stock exchange(s) are open for business. Exceptions are noted on the FSI website. As long as we receive your instruction before 10 am (Irish time) on a dealing day, shares will be bought and sold at that day's price.

## HOW CAN I COMPLAIN?

Complaints about this product or the conduct of the Company should be sent to us using the following details.

**Website:** firstsentierinvestors.com  
**E-mail:** ifsinvestorqueries@hsbc.com  
**Postal address:** IFS Investor Services Team, 1 Grand Canal Square, Grand Canal Harbour, Dublin 2, Ireland

To the extent someone else has advised you on or sold you the product, you should contact them directly and in the first instance if the complaint relates to their conduct or activities.

## OTHER RELEVANT INFORMATION

Alongside this document, please read the Prospectus on our website. The past performance of this product for 0 years can be found on firstsentierinvestors.com or by following this link: [https://api.kneip.com/v1/documentdata/permalinks/KPP\\_IE0004X6RF02\\_en\\_IE-LU.pdf](https://api.kneip.com/v1/documentdata/permalinks/KPP_IE0004X6RF02_en_IE-LU.pdf). Previous performance scenario calculations can be found at firstsentierinvestors.com or by following this link: [https://api.kneip.com/v1/documentdata/permalinks/KMS\\_IE0004X6RF02\\_en\\_IE-LU.xlsx](https://api.kneip.com/v1/documentdata/permalinks/KMS_IE0004X6RF02_en_IE-LU.xlsx). Please note that past performance is not indicative of future performance. It cannot provide a guarantee of returns that you will receive in the future.

### EU Sustainable Finance Disclosure Regulation (EU 2019/2088) (SFDR) Category

This Fund is an Article 8 under SFDR.