

KEY INFORMATION DOCUMENT


Purpose

This document provides you with key information about this investment product. It is not marketing material. The information is required by law to help you understand the nature, risks, costs, potential gains and losses of this product and to help you compare it with other products.

FSSA Greater China Growth Fund Class I (Accumulation) USD

a sub-Fund of First Sentier Investors Global Umbrella Fund PLC (the Company) and authorised as a UCITS

First Sentier Investors (Ireland) Limited, as Management Company



PRODUCT

Product: FSSA Greater China Growth Fund Class I (Accumulation) USD
Product Manufacturer: First Sentier Investors (Ireland) Limited (the "Manager")
ISIN: IE0031814852
Website: firstsentierinvestors.com
Call for more information: +353 1 635 6798
The Company and the Manager are authorised in Ireland and regulated by the Central Bank of Ireland (the "CBI"). The CBI is responsible for supervising the Manager in relation to this Key Information Document.
This key information document is valid as at 29 November 2024.

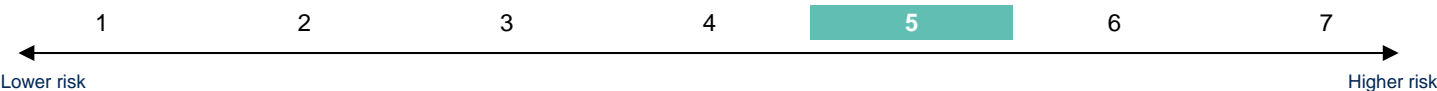
WHAT IS THIS PRODUCT?


Type: Shares in a Variable Capital Company authorised as a UCITS
Term: This product is not subject to any fixed term. The board of the Company may terminate the product unilaterally in the circumstances set out in the prospectus.
Objective: The Fund aims to grow your investment.
Policy: The Fund invests at least 70% of its assets in shares of companies which are based in, or are closely associated with, mainland China, Hong Kong and Taiwan. The Fund invests in companies that may be listed in mainland China, Hong Kong, Taiwan, the United States, Singapore, Korea, Thailand, Malaysia or a developed market around the world. The Fund may invest up to 100% of its assets in companies of any size or industry. The Fund will not invest more than 100% of its assets in China A Shares. The Fund's performance is compared against the value of the MSCI Golden Dragon Index. The Fund is actively managed meaning that the Investment Manager uses expertise to pick investments rather than tracking a benchmark. A majority of the Fund's assets could be components of the benchmark. Investment of the Fund's assets is not constrained by the benchmark composition and the Investment Manager has discretion within the Fund's investment policy to invest in assets without regard to the benchmark.
The Fund may use derivatives with the aim of risk reduction or efficient management. 5 years has been chosen as the Fund should be considered as a long term investment given its objective. You can buy and sell shares in the Fund on any dealing day. A dealing day is generally defined as a day on which Irish banks and, if applicable, the relevant stock exchange(s) are open for business. Exceptions are noted on the FSI website. As long as we receive your instruction before 10 am (Irish time) on a dealing day, shares will be bought and sold at that day's price. You may receive less than expected if you sell your shares earlier than the recommended holding period. The Fund will not pay any income out; instead any income will be reflected in the value of your shares.

Intended retail investor: This product is compatible with retail investors who are seeking growth over the long term and who have a basic level of knowledge and/or experience and are able to bear the loss of their investment.
This document describes the Fund, which is a sub-fund of the Company. The Company is an umbrella fund authorised as a UCITS with multiple sub-funds and segregated liability between them under Irish law, which seeks to prevent cross liability between sub-funds. The Company appointed the Manager as its UCITS management company. Investors may request but do not have an automatic right to exchange an investment in the Fund for an investment in another class of the Fund or sub-fund of the Company. The depositary of the Company is HSBC Continental Europe Ltd. The prospectus, and annual and semi-annual reports are prepared for the Company as a whole and contain information about all of the sub-funds and share classes of the Company and are available free of charge in English, (the prospectus is also available in German) on firstsentierinvestors.com or by contacting IFS Investor Services Team, 1 Grand Canal Square, Grand Canal Harbour, Dublin 2, Ireland. You can also obtain any of these documents through the relevant facility provided by the Company or the representative in your country as disclosed generally, or in the relevant prospectus country supplement available, at firstsentierinvestors.com. Whilst the Company has exercised its UCITS marketing passport rights in certain countries, please note that not all sub-funds and share classes may be registered for distribution in your jurisdiction. The Fund's share price and other information about the Fund is available at firstsentierinvestors.com.

WHAT ARE THE RISKS AND WHAT COULD I GET IN RETURN?

Risk indicator



 The risk indicator assumes you keep the product for 5 years. The actual risk can vary significantly if you cash in at an early stage and you may get back less. Please note that even investments in the lowest risk class can lose money and that in extremely adverse market conditions investors should be willing to accept severe losses. You may not be able to sell your product easily or you may have to sell at a price that significantly impacts on how much you get back.
The summary risk indicator ("SRI") is a guide to the level of risk of this product compared to other products. It shows how likely it is that the product will lose money because of movements in the markets or because we are not able to pay you. We have classified this product as class 5 out of 7, which is a medium-high risk class. This rates the potential losses from future performance at a medium-high level, and poor market conditions will likely impact the capacity of the fund to pay you. **Be aware of currency risk. You may depending on the currency share class you select receive payments in a currency different to your own national currency, so the final return you will get depends on the exchange rate between the two currencies. This risk is not considered in the indicator shown above.** This product does not include any protection from future market performance so you could lose some or all of your investment. Please refer to the 'Investment Risk' section of the Manufacturer's prospectus for more detail. If we are not able to pay you what is owed, you could lose your entire investment.

Performance scenarios

What you will get from this product depends on future market performance. Market developments in the future are uncertain and cannot be accurately predicted.

The unfavourable, moderate, and favourable scenarios shown are illustrations using the worst, average, and best performance of the product over the last 10 years. Markets could develop very differently in the future.

| Recommended holding period: 5 Years Example Investment 10,000 USD | | | |
|--|--|--------------------------|---|
| Scenarios | | If you exit after 1 Year | If you exit after 5 Years (recommended holding period) |
| Minimum: | There is no minimum guaranteed return. You could lose some or all of your investment. | | |
| Stress scenario | What might you get back after costs | 2,850 USD | 2,060 USD |
| | Average return each year | - 71.45% | - 27.06% |
| Unfavourable scenario | What might you get back after costs | 5,690 USD | 6,780 USD |
| | Average return each year | - 43.13% | - 7.49% |
| Moderate scenario | What might you get back after costs | 9,650 USD | 12,370 USD |
| | Average return each year | - 3.51% | 4.34% |
| Favourable scenario | What might you get back after costs | 15,450 USD | 24,870 USD |
| | Average return each year | 54.51% | 19.99% |

The figures shown include all the costs of the product itself, but may not include all the costs that you pay to your adviser or distributor. The figures do not take into account your personal tax situation, which may also affect how much you get back.

The stress scenario shows what you might get back in extreme market circumstances.

Unfavourable: This type of scenario occurred for an investment between 06/2021 and 10/2024.

Moderate: This type of scenario occurred for an investment between 08/2017 and 07/2022.

Favourable: This type of scenario occurred for an investment between 02/2016 and 01/2021.

WHAT HAPPENS IF FIRST SENTIER INVESTORS (IRELAND) LIMITED IS UNABLE TO PAY OUT?

You could lose some or all of your investment due to a default of the Fund, the Company's or the Manager's appointed service providers. The Fund's investments are held by the Depositary or a third party custodian for safekeeping, which means that in case of a default or a loss of financial instrument belonging to the Fund which is not recoverable, you might not be able to get back the current value of your investment. The Company is also an umbrella fund with segregated liability and, under Irish law, there generally will not be the potential for cross liability between the Funds. Notwithstanding the foregoing, there can be no assurance that, should an action be brought against the Company or the Fund in the courts of another jurisdiction, the segregated nature of the Funds would necessarily be upheld. A default by the Fund, the Company's or the Manager's appointed service providers would not be covered by an investor compensation scheme in Ireland.

WHAT ARE THE COSTS?

The person advising on or selling you this product may charge you other costs. If so, this person will provide you with information about these costs and how they affect your investment.

Costs over Time

The tables show the amounts that are taken from your investment to cover different types of costs. These amounts depend on how much you invest, how long you hold the product and how well the product does. The amounts shown here are illustrations based on an example investment amount and different possible investment periods.

We have assumed:

- In the first year you would get back the amount that you invested (0 % annual return). For the other holding periods we have assumed the product performs as shown in the moderate scenario. Please be aware that these are only assumptions for the purposes of illustrating the costs.

- USD 10,000 is invested.

Please be aware that these are only assumptions for the purposes of illustrating the costs; if you sell in the first year you may not get back the amount invested, the actual returns will be reduced by the costs and the Fund may not perform in-line with the moderate scenario.

| Recommended holding period: | If you exit after 1 Year | If you exit after 5 Years (recommended holding period) |
|-----------------------------|--------------------------|---|
| Total costs | 702 USD | 1,776 USD |
| Annual cost impact* | 7 % | 2.8 % each year |

* This illustrates how costs reduce your return each year over the holding period. For example it shows that if you exit at the recommended holding period your average return per year is projected to be 7.18% before costs and 4.34% after costs.

We may share part of the costs with the person selling you the product to cover the services they provide to you. They will inform you of the amount.

Composition of Costs

| One-Off costs upon entry or exit | | If you exit after 1 Year |
|---|---|--------------------------|
| Entry costs | 5.00% maximum of the amount you pay in when entering this investment. These costs are already included in the price you pay. | 500 USD |
| Exit costs | We do not charge an exit fee for this product. | 0 USD |
| Ongoing costs taken each year | | |
| Management fees and other administrative or operating costs | 1.57% of the value of your investment per year. This is an estimate based on actual costs over the last year. | 195 USD |
| Transaction costs | 0.08% of the value of your investment per year. This is an estimate of the costs incurred when we buy and sell the underlying investments for the product. The actual amount will vary depending on how much we buy and sell. | 8 USD |
| Incidental costs taken under specific conditions | | |
| Performance Fees | There is no performance fee for this product. | 0 USD |

Anti-dilution adjustment

In addition to the costs described above, you may also be charged an anti-dilution adjustment in relation to your subscription, redemption, and/or exchange activities. These generally reflect dealing costs which may be attributable to or incurred by the Fund in buying or selling underlying investments.

HOW LONG SHOULD I HOLD IT AND CAN I TAKE MY MONEY OUT EARLY?

Recommended holding period: 5 Years

5 years has been chosen as the Fund should be considered as a long term investment given its objective. You can buy and sell shares in the Fund on any dealing day. A dealing day is generally defined as a day on which Irish banks and, if applicable, the relevant stock exchange(s) are open for business. Exceptions are noted on the FSI website. As long as we receive your instruction before 10 am (Irish time) on a dealing day, shares will be bought and sold at that day's price. You may receive less than expected if you sell your shares earlier than the recommended holding period.

HOW CAN I COMPLAIN?

Complaints about this product or the conduct of the Company should be sent to us using the following details.

Website: firstsentierinvestors.com
E-mail: ifsinvestorqueries@hsbc.com
Postal address: IFS Investor Services Team, 1 Grand Canal Square, Grand Canal Harbour, Dublin 2, Ireland

To the extent someone else has advised you on or sold you the product, you should contact them directly and in the first instance if the complaint relates to their conduct or activities.

OTHER RELEVANT INFORMATION

Alongside this document, please read the Prospectus on our website. The past performance of this product for 10 years can be found on firstsentierinvestors.com or by following this link: https://api.kneip.com/v1/documentdata/permalinks/KPP_IE0031814852_en_IE-LU.pdf. Previous performance scenario calculations can be found at firstsentierinvestors.com or by following this link: https://api.kneip.com/v1/documentdata/permalinks/KMS_IE0031814852_en_IE-LU.xlsx. Please note that past performance is not indicative of future performance. It cannot provide a guarantee of returns that you will receive in the future.

EU Sustainable Finance Disclosure Regulation (EU 2019/2088) (SFDR) Category

This Fund is an Article 8 under SFDR.